

**CITY OF RIVERSIDE COUNCIL AGENDA
RIVERSIDE CITY HALL COUNCIL CHAMBERS
60 N GREENE STREET**

Monday, November 21th, 2016 at 6:30 p.m.

6:30 PM – Regular City Council Meeting

NOTICE TO THE PUBLIC:

This is a meeting of the City Council to conduct the regular business of the City. Every item on the agenda is an item of discussion and action if needed.

CALL MEETING TO ORDER: Mayor Schneider

- Pledge of Allegiance
- Roll Call

APPROVAL OF AGENDA:

1. Approve Consent Agenda

- 1a) Minutes from 11-07-16
- 1b) Expenditures 11-21-16

2. Committee Reports:

3. Citizens Comments:

This time is for items NOT on the agenda. Please notify the City Clerk if you wish to comment on an agenda item and you will be recognized when that item comes up. When citizens are recognized to speak, please approach the podium, spell your first and last name before proceeding. Citizens should refrain from addressing individual Council Members and should not expect a response to any questions. Time is limited to 3 minutes.

4. Drainage Ditch on west side of Sewer Lagoons – Ron Sweeting

5. Fire Truck Vandalism on 10-31-16

6. Larry Simon's Request for a second opinion of Ella Street Project **pg 10**

7. MMS Consultants Update: (Some items may need action) **pg 12**

- Cherry Lane Subdivision
 - Closeout Project & Street Lighting
- Ella Street Punch List – See letter dated 11/16/16
- Safe Routes to School – See Letter from Mary Rump
- Pioneer Street Project (Alley by Murphy's)
- Downtown Streetscape & Parking
- Highway 22 Project (Water Main)

- St. Mary's Water Main

8. Res #11212016-01 "Final Pay Estimate – Cherry Lane Subdivision" **pg 16**

9. PeopleService Monthly Report & Follow up on previous items: **pg 20**

- Lift Station Cleaning, Pump and Control Inspection
- Wastewater SBR System Check
- Locator
- Fixed-base Water Meter System

10. Fixed-base Water Meter System

11. Res #11212016-02 "Hire Part-time Streets & Parks Employee" **pg 29**

12. Res #11212016-03 "Annual Financial Report to State Auditor's Office" **pg 30**

13. Monthly Financial Report

14. Closing Comments

- City Staff Comments
- City Council Comments & Requests for Information

15. Adjourn Council Meeting

Approved: _____
Allen Schneider, Mayor

Date: _____

RIVERSIDE CITY COUNCIL MEETING; NOVEMBER 7, 2016

The Riverside City Council meeting opened at 6:32 pm in City Hall with Mayor Allen Schneider requesting roll call. Council members present were: Ralph Schnoebelen, Jeanine Redlinger, Bob Schneider Jr., Tom Sexton, and Rob Weber.

Motion by Schneider to approve agenda. Second by Schnoebelen, passed 5-0.

Motion by Sexton to approve consent agenda, minutes, Casey's liquor license, and expenditures. Second by Schneider, passed 5-0.

Citizens Comments; Larry Simon stated concerns about the Ella Street project. He has a third party Engineer that would sit down with council and discuss the project at an estimated cost of \$1600.00. Sexton replied that he would be interested in learning more for future projects. Weber said that he was willing to listen. Mayor Schneider will place on next agenda for a council vote.

Jim Johnson of the Kalona News spoke to council about the newspaper, and answered questions about the new combined papers.

Sexton moved to pass Resolution #11072016-01 naming the Kalona News as the official publication of the City of Riverside. Second by Schnoebelen, passed 5-0.

Glen Meisner, MMS Consultants gave engineering updates on Capital Projects. Rathje final documents for Cherry Lane will be on next agenda. They agreed to a \$10,000.00 credit for delays in completing the project. He will check with Alliant Energy about street lights. Council discussed the placement of utilities in the front of property instead of the rear easement as requested. Sappel will check into the legal rights of the city. Ella Street sodding is continuing, with completion this week. Council discussed height of fire hydrant with Bill StuKey, PeopleService, Inc., and Curtis Sexton of the Fire Department. Council decided not to take action at this time, as hydrant will be replaced in the next phase of water main upgrades.

Casey's ditch still has draining issues. Contractors will return to fix it. Repair has started on manhole on Schnoebelen Street.

Schnoebelen moved to pass Resolution #11072016-02 Change order #7 Cornerstone Excavating, sod on Ella Street for \$16,816.40. Second by Redlinger, passed 5-0.

Schnoebelen moved to pass Resolution #11072016-03 Change Order #8 Cornerstone Excavating, changes to beehive and intake at St. Mary's and Ella Street, and triangle of concrete at NE corner of Blackberry and Ella for \$8131.60. Second by Redlinger, passed 3-2, Sexton and Weber voting no.

Schneider moved to pass Resolution #11072016-04 Change Order #9 Cornerstone Construction, change of granular surfacing material billed unit from square yard to ton. Second by Redlinger, passed 5-0.

Redlinger moved to pass Resolution #11072016-05 Pay Request #6 from Cornerstone Excavating for Ella Street improvements for \$174,143.82. Second by Schnoebelen, passed 4-1, Sexton opposed.

Schnoebelen moved to enter into closed session at 7:52pm pursuant to Iowa Code Section 21.5 (1)(j). Second by Weber, passed 5-0.
Redlinger moved to return to open session at 8:40pm. Second by Sexton, passed 5-0.

Bill Stukey with PeopleService, Inc. gave water and waste water report to council after their first month of operations.

Schneider moved to proceed with Lift Station cleaning and motor inspections for less than \$7312.00. Second by Schnoebelen, passed 5-0, with any additional repairs approved by Mayor.

Schneider moved to get the Fluidyne System checked and reset for \$950.00. Second by Sexton, passed 5-0.

Redlinger moved to purchase a new metal detector, with trade in, for \$850.00. Second by Weber, passed 5-0.

Redlinger requested that the "Fixed Based" water meter system be put on the next agenda. System was approved for 2016-17 budget.

Schneider moved to table Resolution #11072016-06 Building Permit Fee, wanting to check with the Building Contractors Association. They will go over all area fees and make recommendations to the Council. Lory will contact them and set up meeting.

Discussion held on continuing ARAMARK contract. Schneider moved to have city purchase our own rugs and let Bryan purchase his own work uniforms. Second by Redlinger, passed 4-1, Schnoebelen opposed.

Bryan Lenz addressed council on street and park issues.
Schneider moved to approve Stumpf Cons. bid for street repair. Second by Weber, passed 5-0.

Redlinger moved to send letters to homeowners to trim back vegetation at the intersections where visibility has become a safety issue. Second by Sexton, passed 5-0.

Schnoebelen moved to have Employee Committee interview the two applications for part time seasonal help in the next two weeks. Second by Weber, passed 5-0.

Schneider moved to accept the bid for a snow blade from Schnoebelen Inc. in the amount of \$1575.00. Second by Redlinger, passed 4-0, Schnoebelen abstained.

Schneider moved to approve the bid from Kos Excavating for property clean up at 81 Pioneer for \$ 5330.00. Second by Redlinger, passed 5-0.

Elder Services has changed their meal program delivery for days when there are less than 15 meals. Schnoebelen moved to continue with meals as stated. Second by Redlinger, passed 5-0. Staff will check into other meal options.

Redlinger moved to enter into closed session at 10:00pm upon Employee Request pursuant to Iowa Code Sec. 21.5 (1)(i). Second by Sexton, passed 5-0.

Sexton moved to return to open session at 10:17pm. Second by Schneider, passed 5-0.

Schnoebelen moved to pay Lenz \$19/hour, LaRoche \$15/hour, and Young \$25/hour on next pay schedule, and stated that Council would like to thank the City employees for their good work. Second by Redlinger, passed 5-0.

Sexton moved to adjourn at 10:28pm. Second by Redlinger, passed 5-0.

Full content of Council Meetings can be viewed on the City Web Site;
www.cityofriversideiowa.com

NEXT CITY COUNCIL MEETING – Monday, November 21, 2016 at 6:30 pm.

ATTEST:

Lory Young; City Clerk

Allen Schneider; Mayor

EXPENDITURES 11/21/16					
COUNCIL MEETING					
	UNPAID BILLS				
ABSOLUTE GRAPHICS	FLAGS	001-5-430-6325	\$	217.00	
ARAMARK	CITY HALL	001-5-650-6310	\$	391.26	
ARAMARK	SHOP	001-5-210-6372	\$	331.12	
ARAMARK	STREETS	001-5-210-6181	\$	88.56	
ARAMARK	PARKS	001-5-430-6181	\$	88.56	\$ 899.50
BIG IRON WELDING	SHOP	001-5-210-6504	\$	56.04	
COMPASS MINERALS	SALT	110-5-210-6335	\$	1,791.43	
ECICOG	ZONING	001-5-650-6499	\$	1,079.00	
FASTENAL	SHOP	001-5-210-6372	\$	101.81	
FELD FIRE	INTAKE VALVE # 161	001-5-150-6356	\$	1,530.00	
FLAKE, STEVE	SEPT OPERATIONS	600-5-810-6499	\$	3,206.25	
FLAKE, STEVE	SEPT OPERATIONS	610-5-815-6499	\$	3,206.25	\$ 6,412.50
HAWKEYE FIRE	3 REFILL EXT.	001-5-150-6356	\$	168.00	
IOWA 1 CALL	LOCATES	600-5-810-6507	\$	13.05	
IOWA 1 CALL	LOCATES	610-5-815-6507	\$	13.05	\$ 26.10
IOWA CITY TIRE SERVICE	WRANGLER AT TIRES	001-5-150-6352	\$	429.00	
IOWA RURAL WATER	2017 MEMBERSHIP	600-5-810-6210	\$	225.00	
IOWA TOWNSHIP TRUSTEES	CEMETARY DONATION	001-5-450-6499	\$	5,500.00	
ITECH	NOV SERVICE	001-5-650-6497	\$	155.00	
JOHNSON COUNTY REFUSE	NOV. SERVICE	670-5-840-6499	\$	1,719.50	
KALONA AUTO PARTS	SHOP	001-5-430-6504	\$	99.42	
KALONA NEWS	OCT PUBLISH	001-5-650-6402	\$	287.45	
KALONIAL TREE SERVICE	LIMB PICK-UP - OCT.	001-5-510-6320	\$	1,162.50	
KALONIAL TREE SERVICE	81 PIONEER TREE REMOVAL	301-5-750-6788	\$	3,500.00	\$ 4,662.50
MENARDS	PARKS	001-5-430-6325	\$	78.86	
MENARDS	OFFICE	001-5-650-6506	\$	18.35	\$ 97.21
MIDWEST FRAME & AXLE	BRAKE REPAIR #164	001-5-150-6352	\$	1,455.47	
MIDWEST FRAME & AXLE	TRUCK REPAIRS	110-5-210-6331	\$	231.23	
MMS	OCT SERVICE	600-5-810-6407	\$	2,240.74	
MMS	CHERRY LN	301-5-750-6772	\$	785.00	
MMS	CASEY'S SEWER	301-5-750-6787	\$	42.75	
MMS	WATER PLANT	600-5-810-6407	\$	14.75	
MMS	PIONEER - HWY22	301-5-750-6781	\$	2,290.00	
MMS	BUD'S LAND SURVEY	600-5-810-6407	\$	3,463.81	\$ 8,837.05
OFFICE EXPRESS	LABELS	001-5-650-6506	\$	67.99	
PSC DISTRIBUTING	SHOP	001-5-210-6372	\$	2.23	
REC	SIGN	001-5-430-6371	\$	104.83	
REC	SEWER EXPENSE	610-5-815-6371	\$	3,495.36	
REC	SHOP	001-5-210-6371	\$	25.98	
REC	WATER PLANT	600-5-810-6371	\$	1,998.57	
REC	CASINO LIFT	610-5-815-6371	\$	178.33	
REC	TRAFFIC LIGHT	001-5-230-6371	\$	143.91	\$ 5,946.98
REDIGER TIRES	TRAILER TIRES	001-5-210-6504	\$	57.60	
RIVERSIDE TRAVEL MART	RVFD FUEL	001-5-150-6350	\$	349.28	
RON'S AUTO BODY	TIRES/BUMPER/BATTERY	110-5-210-6331	\$	1,096.65	
SCHNOEBELN INC.	MOWER REPAIRS	001-5-430-6504	\$	354.35	
STATE HYGIENIC LAB	REF TESTING	610-5-815-6490	\$	280.00	
STUTSMANS INC.	PARKS	001-5-430-6320	\$	29.50	
UNITED LABS	CHEMICALS	610-5-815-6507	\$	1,241.30	
UPS	SHIPPING	600-5-810-6510	\$	2.76	
US BANK	COPY RENTAL	001-5-650-6496	\$	166.37	
USA BLUE BOOK	WATER PLANT	600-5-810-6507	\$	235.23	
VISA	OFFICE	001-5-650-6310	\$	241.09	
VISA	USTREAM	001-5-650-6497	\$	99.00	
VISA	CONFERENCE	001-5-650-6240	\$	300.20	
VISA	POSTAGE	001-5-650-6508	\$	3.30	
VISA	BINGO	001-5-650-6497	\$	36.14	\$ 679.73
WINDSTREAM	OCT SEWER	610-5-815-6373	\$	241.23	
WINDSTREAM	OCT WATER	600-5-810-6373	\$	209.21	
WINDSTREAM	OCT SHOP	001-5-210-6373	\$	116.41	\$ 566.85
YAHNKE, NATE	MOWING	001-5-430-6320	\$	90.00	
YOTTY'S	SHOP	001-5-210-6372	\$	16.37	
YOUNG, LORY	MILEAGE CR/BUDGET WS	001-5-650-6240	\$	43.20	
	TOTAL UNPAID BILLS		\$	47,206.60	
	PAID BILLS				
IPERS	CONTRIBUTIONS - 2016 OCT		\$	1,403.86	
IOWA DEPT OF REVENUE	IOWA WITHHOLDINGS - 2016 OCT		\$	349.00	
IOWA DEPT OF REVENUE	IOWA SALES TAX - 2016 OCT		\$	3,989.19	
PAYROLL	PAYCHECKS - 2016 OCT		\$	7,960.77	
IRS	941 TAX DEPOSIT - 2016 OCT		\$	2,379.09	
	TOTAL PAID BILLS		\$	16,081.91	
	TOTAL EXPENDITURES		\$	63,232.48	

*Wok BR
with A-V*

			REVENUES	EXPENSES
OCT. 2016 REVENUES & EXPENSES:				
GENERAL FUND			\$ 426,696.05	\$ 50,130.97
ROAD USE TAX FUND			\$ 9,871.74	\$ 1,243.92
LOCAL OPTION SALES TAX			\$ 8,361.89	\$ -
CASINO REVENUE RUND			\$ 98,042.45	\$ 5,617.64
CAPITAL PROJECTS FUND			\$ -	\$ 15,825.09
WATER FUND			\$ 34,224.46	\$ 33,023.84
SEWER FUND			\$ 31,282.87	\$ 29,038.76
GARBAGE/LANDFILL FUND			\$ 1,975.33	\$ 3,504.20
STORM WATER FUND			\$ 1,531.83	\$ -
TOTAL			\$ 611,966.62	\$ 138,384.42

PKT: 02887 EXPENDITURES 11-21-16 BL

DOR SET: 01 City of Riverside

UNCE : ALPHABETIC

TO/FROM ACCOUNTS SUPPRESSED

ACCOUNT	ITEM DATE	DESCRIPTION	GROSS AMOUNT	DISCOUNT	G/L ACCOUNT	P.O. #	ACCOUNT NAME	DISTRIBUTION
600-5-810-6371		ELECTRIC AND GAS	1,998.57		32,000		ANNUAL BUDGET	BUDGET OVER AVAILABLE BUDG
600-5-810-6373		TELEPHONE	209.21		3,000		ANNUAL BUDGET	BUDGET OVER AVAILABLE BUDG
600-5-810-6407		ENGINEERING EXPENSE	5,719.30		5,000		ANNUAL BUDGET	BUDGET OVER AVAILABLE BUDG
600-5-810-6499		CONTRACT SERVICES	3,206.25		15,000		ANNUAL BUDGET	BUDGET OVER AVAILABLE BUDG
600-5-810-6507		OPERATING EXPENSES & SUP	248.28		7,000		ANNUAL BUDGET	BUDGET OVER AVAILABLE BUDG
600-5-810-6510		UPS - WATER	2.76		500		ANNUAL BUDGET	BUDGET OVER AVAILABLE BUDG
610-2020		ACCOUNTS PAYABLE	8,655.52		60,000		ANNUAL BUDGET	BUDGET OVER AVAILABLE BUDG
610-5-815-6371		ELECTRIC & GAS	3,673.69		2,000		ANNUAL BUDGET	BUDGET OVER AVAILABLE BUDG
610-5-815-6373		TELEPHONE	241.23		15,500		ANNUAL BUDGET	BUDGET OVER AVAILABLE BUDG
610-5-815-6490		SAMPLE TESTING - HYGENIC	280.00		15,000		ANNUAL BUDGET	BUDGET OVER AVAILABLE BUDG
610-5-815-6499		CONTRACT SERVICES	3,206.25		6,000		ANNUAL BUDGET	BUDGET OVER AVAILABLE BUDG
610-5-815-6507		OPERATING EXPENSES	1,254.35		23,500		ANNUAL BUDGET	BUDGET OVER AVAILABLE BUDG
670-2020		ACCOUNTS PAYABLE	1,719.50		1,719.50		ANNUAL BUDGET	BUDGET OVER AVAILABLE BUDG
670-5-840-6499		JOHNSON CO REFUGE	1,719.50		47,206.60		ANNUAL BUDGET	BUDGET OVER AVAILABLE BUDG
999-1330		DUE FROM OTHER FUNDS	47,206.60				ANNUAL BUDGET	BUDGET OVER AVAILABLE BUDG
** 2016-2017 YEAR TOTALS			47,206.60					

Handwritten in red: ✓ w/ Exp. 11-21-16 JLR

TOTAL ERRORS: 0 TOTAL WARNINGS: 0

** END OF REPORT **

11/2016

CITY OF RIVERSIDE
MFD TREASURERS REPORT
AS OF: OCTOBER 31ST, 2016

FUND	BEGINNING CASH BALANCE	M-T-D REVENUES	M-T-D EXPENSES	CASH BASIS BALANCE	NET CHANGE OTHER ASSETS	NET CHANGE LIABILITIES	ACCRUAL ENDING CASH BALANCE
000-GENERAL FUND	1,597,401.72	426,696.05	50,130.97	1,973,966.80	201.67	(15.05)	1,973,750.08
110-ROAD USE TAX	366,494.64	9,871.74	1,243.92	375,122.46	0.00	0.00	375,122.46
121-LOCAL OPTION SALES TAX	258,834.57	8,361.89	0.00	267,196.46	0.00	0.00	267,196.46
125-TIF	0.00	0.00	0.00	0.00	0.00	0.00	0.00
145-CASINO REVENUE FUND	1,096,573.94	98,042.45	5,617.64	1,188,998.75	0.00	0.00	1,188,998.75
200-DEBT SERVICE	0.00	0.00	0.00	0.00	0.00	0.00	0.00
301-CAPITAL PROJECTS	341,377.50	0.00	15,826.09	325,552.41	0.00	0.00	325,552.41
600-WATER FUND	735,470.67	34,224.46	33,023.84	736,671.29	0.00	5.03	736,676.32
610-SEWER FUND	183,478.93	31,282.87	29,038.76	185,723.04	0.00	5.03	185,728.07
670-LANDFILL/GARBAGE	6,482.28	1,975.33	3,504.20	4,953.41	0.00	0.00	4,953.41
680-STORM WATER	20,826.40	1,531.83	0.00	22,358.23	0.00	0.00	22,358.23
GRAND TOTAL	4,606,940.65	611,986.62	138,384.42	5,080,542.85	201.67	(4.99)	5,080,336.19

*** END OF REPORT ***

AS OF: OCTOBER 31ST, 2016

11/17/2016
 FUND ACCOUNT # ACCOUNT NAME

BEGINNING CURRENT CURRENT
 BALANCE ACTIVITY BALANCE

CLAIM ON CASH

001-1110 CHECKING ACCT-GENERAL FUND	1,597,401.72	376,348.36	1,973,750.08
110-1110 CHECKING ACCT-ROAD USE TAX	366,494.64	8,627.82	375,122.46
121-1110 CHECKING ACCT-LOST	258,834.57	8,361.89	267,196.46
125-1110 CHECKING ACCT-TIF	0.00	0.00	0.00
145-1110 CHECKING ACCT-CASINO REVENUE	1,096,573.94	92,424.81	1,188,998.75
200-1110 CHECKING ACCT-DEBT SERVICE	0.00	0.00	0.00
301-1110 CHECKING ACCT-CAP PROJECTS	341,377.50	15,825.09	325,552.41
600-1110 CHECKING ACCT-WATER	735,470.67	1,205.65	736,676.32
610-1110 CHECKING ACCT-SEWER	183,478.93	2,249.14	185,728.07
670-1110 CHECKING ACCT-GARAGE	6,482.28	1,528.87	4,953.41
680-1110 CHECKING ACCT-STORM WATER	20,826.40	1,531.83	22,358.23
TOTAL CLAIM ON CASH	4,606,940.65	473,395.54	5,080,336.19

CASH IN BANK - POOLED CASH

999-1110 CASH IN BANK	1,180,085.32	461,885.51	1,641,970.83
999-1112 PEOPLES BANK MONEY MARKET	2,076,102.37	1,498.78	2,077,601.15
999-1114 HILLS BANK	800,996.80	8,324.54	809,321.34
999-1115 CB FUND	15,211.21	10.98	15,222.19
999-1116 COMMUNITY BUILDING CD #18936	271,358.97	1,675.73	273,034.70
999-1117 COMMUNITY BUILDING CD#18975	253,185.98	0.00	253,185.98
SUBTOTAL CASH IN BANK - POOLED CASH	4,606,940.65	473,395.54	5,080,336.19

WAGES PAYABLE

999-2010 WAGES PAYABLE	0.00	0.00	0.00
SUBTOTAL WAGES PAYABLE	0.00	0.00	0.00

Council Package

TOTAL CASH IN BANK - POOLED CASH	4,606,940.65	473,395.54	5,080,336.19
DUE TO OTHER FUNDS - POOLED CASH			

999-2100 DUE TO OTHER FUNDS

4,606,940.65	473,395.54	5,080,336.19
--------------	------------	--------------

TOTAL DUE TO OTHER FUNDS

4,606,940.65	473,395.54	5,080,336.19
--------------	------------	--------------

POOLED CASH REPORT (FUND 999)

AS OF: OCTOBER 31ST, 2016

11/17/2016

FUND	ACCOUNT#	ACCOUNT NAME	BEGINNING BALANCE	CURRENT ACTIVITY	CURRENT BALANCE
------	----------	--------------	-------------------	------------------	-----------------

DUE TO POOLED CASH

001-2020	ACCOUNTS PAYABLE	0.00	0.00	0.00
110-2020	ACCOUNTS PAYABLE	0.00	0.00	0.00
121-2020	ACCOUNTS PAYABLE	0.00	0.00	0.00
125-2020	ACCOUNTS PAYABLE	0.00	0.00	0.00
145-2020	ACCOUNTS PAYABLE	0.00	0.00	0.00
200-2020	ACCOUNTS PAYABLE	0.00	0.00	0.00
301-2020	ACCOUNTS PAYABLE	0.00	0.00	0.00
600-2020	ACCOUNTS PAYABLE	0.00	0.00	0.00
610-2020	ACCOUNTS PAYABLE	0.00	0.00	0.00
670-2020	ACCOUNTS PAYABLE	0.00	0.00	0.00
680-2020	ACCOUNTS PAYABLE	0.00	0.00	0.00
TOTAL DUE TO POOLED CASH			0.00	0.00

DUE FROM OTHER FUNDS

999-1330	DUE FROM OTHER FUNDS	0.00	0.00	0.00
TOTAL DUE FROM OTHER FUNDS			0.00	0.00

ACCOUNTS PAYABLE - POOLED CASH

999-2020	ACCOUNTS PAYABLE CONTROL	0.00	0.00	0.00
TOTAL ACCOUNTS PAYABLE POOLED CASH			0.00	0.00

Council Packet

***PROOF CASH BALANCES ***

(A)	(B)	(C)
CLAIM ON CASH	CLAIM ON CASH	CASH IN BANK
5,080,336.19	5,080,336.19	5,080,336.19
CASH IN BANK	DUE TO OTHER FUNDS	DUE TO OTHER FUNDS
5,080,336.19	5,080,336.19	5,080,336.19
DIFFERENCE	DIFFERENCE	DIFFERENCE
0.00	0.00	0.00



MEMORANDUM

To: Mayor Allen Schneider and Council Members
 From: Rob Decker, HBK Engineering, Iowa City, IA
 Re: Ella Street Improvements Project Professional Review
 Date: November 16th, 2016

Mr. Schneider:

HBK Engineering (Iowa City, IA) is prepared to offer design and construction review services for the City of Riverside in regards to the Ella Street Improvements Project. It is our understanding that the City is desirous of such a review as they have experienced issues during the design and construction phases of this critical infrastructure improvement. The review and analysis we would propose would be a third-party professional opinion irrespective of firm and personnel considerations. This should provide the City with an analysis that evaluates the project on its merits and based on an industry standard-of-care approach.

Option 1: Memorandum of Findings (~\$1,500)

Lower level analysis with general findings, including a memorandum of professional opinion issued to the council with design and construction information as determined from plan and field analysis.

Option 2: Report of Findings (~\$5,000)

Higher level analysis with specific findings, including calculation review, grade checks, and as-built evaluations issued in the form of a formal report.

HBK was contacted in September by Larry Simon, a resident of Riverside, regarding the project. Mr. Simon communicated some frustration regarding a project the City was involved in along Ella Street within the City limits and asked if our firm was experienced in this type of design and construction. He believed that the design and subsequent management thereof was not being performed to the level that the City expected. We indicated that we had extensive municipal expertise on both the design and construction fronts.

HBK Engineering is a full service engineering firm in business since 1998. We have over 400 employees with 26 in our Iowa City and Cedar Rapids locations. HBK specializes in civil, structural, electrical, and mechanical engineering. We also offer planning, landscape architecture, GIS design, licensed land survey and construction staking, project management, and construction inspection services. Our Iowa City and Cedar Rapids locations are managed by Brian Boelk and myself. We have over 25 years of combined municipal experience in Iowa City and over 38 years of overall municipal design and construction management experience. Our Iowa staff, in total, has over 100 combined years of municipal design experience. We have completed many projects of similar scope and complexity throughout this time.

Robert A. Decker, CPII, CPG
 Assistant Office Director
 Program Lead – Structural and Construction
 Certified Public Infrastructure Inspector
 319.333.9322
rdecker@hbkengeering.com

Brian A. Boelk, PE, CPESC, CMS4S
 Office Director
 Sector Lead – Iowa City
 Senior Professional Engineer
 319.400.1056
bboelk@hbkengeering.com



MEMORANDUM

To: Mayor Allen Schneider and Council Members
 From: Rob Decker, HBK Engineering, Iowa City, IA
 Re: Ella Street Improvements Project Professional Review
 Date: November 16th, 2016

Mr. Schneider:

HBK Engineering (Iowa City, IA) is prepared to offer design and construction review services for the City of Riverside in regards to the Ella Street Improvements Project. It is our understanding that the City is desirous of such a review as they have experienced issues during the design and construction phases of this critical infrastructure improvement. The review and analysis we would propose would be a third-party professional opinion irrespective of firm and personnel considerations. This should provide the City with an analysis that evaluates the project on its merits and based on an industry standard-of-care approach.

Option 1: Memorandum of Findings (~\$1,500)

Lower level analysis with general findings, including a memorandum of professional opinion issued to the council with design and construction information as determined from plan and field analysis.

Option 2: Report of Findings (~\$5,000)

Higher level analysis with specific findings, including calculation review, grade checks, and as-built evaluations issued in the form of a formal report.

HBK was contacted in September by Larry Simon, a resident of Riverside, regarding the project. Mr. Simon communicated some frustration regarding a project the City was involved in along Ella Street within the City limits and asked if our firm was experienced in this type of design and construction. He believed that the design and subsequent management thereof was not being performed to the level that the City expected. We indicated that we had extensive municipal expertise on both the design and construction fronts.

HBK Engineering is a full service engineering firm in business since 1998. We have over 400 employees with 26 in our Iowa City and Cedar Rapids locations. HBK specializes in civil, structural, electrical, and mechanical engineering. We also offer planning, landscape architecture, GIS design, licensed land survey and construction staking, project management, and construction inspection services. Our Iowa City and Cedar Rapids locations are managed by Brian Boelk and myself. We have over 25 years of combined municipal experience in Iowa City and over 38 years of overall municipal design and construction management experience. Our Iowa staff, in total, has over 100 combined years of municipal design experience. We have completed many projects of similar scope and complexity throughout this time.

Robert A. Decker, CPII, CPG
 Assistant Office Director
 Program Lead – Structural and Construction
 Certified Public Infrastructure Inspector
 319.333.9322
rdecker@hbkengeering.com

Brian A. Boelk, PE, CPESC, CMS4S
 Office Director
 Sector Lead – Iowa City
 Senior Professional Engineer
 319.400.1056
bboelk@hbkengeering.com



MMS Consultants, Inc.
Experts in Planning and Development Since 1975

November 16, 2016

Mr. Jim Ziegłowski
Cornerstone Excavating
PO Box 928
Washington, IA 52353

RE: Ella Street Improvements, Riverside, Iowa

Dear Jim:

On Tuesday, November 15, 2016 Matt Anderson and you, representing Cornerstone Excavating met with Scott Pottorff and me to complete a "walk through" of the project. The following "punch list" are items that need to be corrected before final payment can be made:

Items to be corrected

1. All alleys abutting the old sidewalk on the west and the new 8' sidewalk on the east need to be shaped and crushed stone added to make a smooth transition. The seal coat application will be deleted from the contract and completed by others.
2. The lifting holes on the storm intakes shall be patched with concrete.
3. All intakes need to be cleaned of debris, rock and mud.
4. There are several cracks in curb and gutter sections that need to be replaced. There are as follows:
 - a. West alley north of Second Street
 - b. South side of Second Street, west side of Ella Street
 - c. East side of Ella Street at Dean Walker's north property line
 - d. 491 Ella Street - east side of street
 - e. Southwest quadrant of BlackBerry Street & Ella Street
 - f. West side of Ella Street on side walk area north of Fourth Street
5. Place rock on shoulder of the returns on the north side of Highway #22.
6. Place rock on the south side of the alley north of the first house on the east side of Ella Street.
7. Lower sod on the south edge of Second Street north of Scott Butterbaugh's home to allow water to flow into ditch. This was discussed with Stevens when they were preparing sod bed.

Environmental Specialists

Landscape Architects

Land Planners

Land Surveyors

Civil Engineers



MMS Consultants, Inc.
Experts in Planning and Development Since 1975

1917 S. Gilbert Street
Iowa City, Iowa 52240

319.351.8282

mmsconsultants.net
mms@mmsconsultants.net

Environmental Specialists

Landscape Architects

Land Planners

Land Surveyors

Civil Engineers

8. Remove the black polyethelene around the base of the fire hydrant near 460 Ella Street.
9. Place minimal fill and sod on the north side of St. Mary's west of Ella Street. This area is 2-3' wide by 12' long near a concrete retaining wall.
10. Repair various damaged areas on the edge of curb and gutter section. The locations are as follows:
 - a. On both intakes north and south of 4th Street on the west side of Ella Street
 - b. Near the south edge of the duplex located west of Ella Street between 3rd Street and the alley north of 3rd Street
 - c. Three locations west of Ella Street between alley south of Marvin Mast's house and Marvin Mast's house
 - d. On both sides of Ella Street on the north edge of the garage on Kevin Mills' lot
11. Clean areas where mud has accumulated on intake throats, sidewalk dome areas, street surface and sidewalk surface.
12. Replace sidewalk panel east side of the rental unit at 490 Ella Street.
13. Place stone blocks at Gehrs unless they want to finish. I have called Jason Gehrs and am awaiting his decision.
14. Chip out the layer of concrete on the water valve that is located in the curb on the north side of Blackberry Street.
15. Replace mailboxes on west side of street. MMS will help coordinate which mailboxes to be placed where.
16. Reshape shoulder to drain into intake at the southeast corner of Ella Street and Highway #22 which is northwest of the Casey's Store. Place sod on the reshaped area and remove straw tube.
17. Remove all old metal drainage pipes that were stored at City Park.
18. Shape north end of dirt stockpile at City Park.
19. City of Riverside and MMS to reset property pins that may have been removed during construction.



MMS Consultants, Inc.
Experts in Planning and Development Since 1975

Please make the above corrections and contact Scott or me if you have any questions.

Respectfully submitted,

A handwritten signature in blue ink that reads "Glen D. Meisner".

Glen D. Meisner, PE & PLS

T:\2245\2245-012-\2245012L6.docx

Environmental Specialists

Landscape Architects

Land Planners

Land Surveyors

Civil Engineers

Lory Young

From: Mary Rump <mary.rump@ecicog.org>
Sent: Tuesday, November 15, 2016 10:25 AM
To: 'Lory Young'
Cc: 'Glen Meisner'
Subject: RE: RIVERSIDE TAP FUNDS APPLICATION

Yes, that would be a change in the scope of work and would require review and approval from the Policy Committee.

From: Lory Young [mailto:lory@cityofriversideiowa.com]
Sent: Tuesday, November 15, 2016 10:03 AM
To: 'Mary Rump'
Cc: Glen Meisner
Subject: RE: RIVERSIDE TAP FUNDS APPLICATION

Good morning Mary,

I was wondering if the City decided to go to a six foot sidewalk instead of an eight foot sidewalk would that affect the grant application?

Thank you,

Lory Young, IaCMC, IaCMFO
City Clerk/Finance Officer
City of Riverside (Pop. 993)
PO Box 188
City of Riverside, IA 52327
319-648-3501
lory@cityofriversideiowa.com

From: Mary Rump [mailto:mary.rump@ecicog.org]
Sent: Thursday, November 03, 2016 9:41 AM
To: 'Glen Meisner'; 'Lory Young'
Cc: 'Scott Pottorff'; 'Mayor'
Subject: RE: RIVERSIDE TAP FUNDS APPLICATION

Glen,

Yes, funds have been programmed in FY2017 for the Riverside project. Although the original request was for \$240,000 in TAP funds, the award is for \$96,000. I have award letters sitting on my desk to send out, but I'm trying to resolve an issue for one applicant before they go out. The letters will provide information about how to proceed.

One question I do have about Riverside's project – given the reduced award, is it still likely that Riverside will have the project underway in the summer of 2017, or could there be a delay in order to make the additional local funds available?

Thanks,
Mary

RESOLUTION #11212016-01

RESOLUTION APPROVING FINAL PAY REQUEST FROM RATHJE CONSTRUCTION FOR CHERRY LANE SUBDIVISION PROJECT

Whereas, the City of Riverside City at the recommendation of the City Engineering Firm, MMS Consultants, Scott Pottorff and it is the opinion of the City Engineering Firm that the City Council accept this final pay estimate from Rathje Construction for work performed and billed on this Final Pay Request.

Therefore, be it resolved the City of Riverside City Council does hereby approve this pay request to Rathje Construction for the Cherry Lane Subdivision Project in the amount of \$11,835.10.

Moved by Councilperson _____, seconded by Councilperson _____, to adopt the foregoing resolution.

Roll Call: Weber, Schneider, Sexton, Schnoebelen, Redlinger

Ayes:

Nays:

Absents:

Passed and approved this 21st day of November, 2016.

Signed: _____

Allen Schneider, Mayor

Attest: _____

Lory Young, City Clerk

CONSTRUCTION PROGRESS PAYMENT

Project Description	Cherry Lane Improvements	PN:	2245015
Contract Date	16-Oct-15		
Contractor:	Rathje Construction	Owner:	City of Riverside
Address:	305 44th Street	Attn:	
City, St., Zip:	Marion, Iowa 52302	Address:	60 N. Greene Street
Phone:	319-377-3179	City, St., Zip:	Riverside, IA 52327
Fax:	319-377-3827	Phone:	319-648-3501
		Fax:	

Estimate #	<input type="checkbox"/> 6	FOR PERIOD:	Owner PN
	<input type="checkbox"/> Partial Payment	FROM: 10/10/16	Federal PN
	<input checked="" type="checkbox"/> Final Payment	TO: 11/11/16	State PN

Base Contract Price	\$394,338.90	
Change #	1	\$384.00
Change #	2	\$21,776.43
Change #	3	\$50,974.38
Change #	4	\$2,031.24
Liquidated Damages		(\$10,000.00)
Change #		
Total Contract	\$459,504.95	

Materials on Hand	\$ -
Construction Completed	\$426,701.95
Total Earned	\$426,701.95
Less Retainage	
Less Previous Payment	\$414,866.85
Amount Due This Est	\$11,835.10

Requested by: *Matt Bockenstedt*
 Title: Project Manager
 Date: 11/16/2016

Recommended by: Scott Pottorff
 Title: Project Engineer
 Date: _____

Approved by: _____
 Title: _____
 Date: _____

Attested by: _____
 Title: _____
 Date: _____

MMS Consultants, Inc.
 1917 South Gilbert Street, Iowa City, IA 52240

i:\proj\forms\payreqst.xls

Cherry Lane Improvements

Pay Estimate No.: 6

Payable to: Rathje Construction
 Date: November 14, 2016
 Week Ending: November 11, 2016

Item No.	Item Description	Units	Contract Quantity	Unit Price	Contract Amount	Quantity This Estimate	Amount This Estimate	To Date Quantity	To Date Amount
1	Traffic Control	LS	1	\$750.00	750.00	-	-	1.00	750.00
2	Mobilization	LS	1	\$8,700.00	8,700.00	-	-	1.00	8,700.00
3	Excavation, Class 10, Onsite	CY	8,500	\$4.25	36,125.00	-	-	8,500.00	36,125.00
4	Below Grade Excavation (Core Out)	CY	200	\$40.00	8,000.00	-	-	25.28	1,011.20
5	Subgrade Preparation	SY	3,287	\$0.90	2,958.30	-	-	3,287.00	2,958.30
6	Subbase, Modified, 6" Thick	SY	3,287	\$4.45	14,627.15	-	-	3,287.00	14,627.15
7	Trench Foundation	TONS	200	\$15.00	3,000.00	-	-	-	-
8	Replacement of Unsuitable Backfill Material, Granular Backfill	CY	600	\$37.00	22,200.00	-	-	-	-
9	Trench Compaction Testing	LS	1	\$250.00	250.00	-	-	1.00	250.00
10	Sanitary Sewer Gravity Main, Trenched, PVC (SDR 26), 8" Dia.	LF	728	\$25.00	18,200.00	-	-	728.00	18,200.00
11	Sanitary Sewer Gravity Main, Trenchless, Directional Boring & Drilling, (Restrained Joint PVC) 8" Dia.	LF	60	\$100.00	6,000.00	-	-	60.00	6,000.00
12	Sanitary Sewer Service Stub, Main to ROW, PVC (SDR 23.5), 4" Dia.	EA	18	\$950.00	17,100.00	-	-	18.00	17,100.00
13	Storm Sewer, Trenched, RCP, 12" Dia.	LF	431	\$33.50	14,438.50	-	-	431.00	14,438.50
14	Storm Sewer, Trenched, RCP, 15" Dia.	LF	569	\$24.00	13,656.00	-	-	569.00	13,656.00
15	Storm Sewer, Trenched, RCP, 18" Dia.	LF	34	\$40.00	1,360.00	-	-	34.00	1,360.00
16	Storm Sewer, Trenched, RCP, 24" Dia.	LF	471	\$69.00	27,789.00	-	-	471.00	27,789.00
17	Storm Sewer, Trenched, RCP or HDPE, 24" Dia.	LF	119	\$39.00	4,641.00	-	-	119.00	4,641.00
18	Longitudinal Subdrain, Type 2, 4"	LF	939	\$8.00	7,512.00	-	-	939.00	7,512.00
19	Subdrain Cleanout, Type A-1	EA	2	\$80.00	160.00	-	-	2.00	160.00
20	Water Main, 6" PVC C900 *	EA	6	\$45.00	270.00	-	-	6.00	270.00
21	Water Service, 1" Type K Copper, Lots Adjacent to Main	EA	1,135	\$17.00	19,295.00	-	-	1,010.00	17,170.00
22	Water Service, 1" Type K Copper, Lots Adjacent to Main	EA	8	\$650.00	4,400.00	-	-	8.00	4,400.00
23	Water Service, 1" Type K Copper, Lots Across the Street from Main	EA	10	\$1,225.00	12,250.00	-	-	10.00	12,250.00
24	Gate Valve, 6" *	EA	4	\$750.00	3,000.00	-	-	5.00	3,750.00
25	Fire Hydrant Assembly	EA	5	\$3,400.00	17,000.00	-	-	5.00	17,000.00
26	Sanitary Manhole, Type SW-301, 48" Dia	EA	3	\$2,700.00	8,100.00	-	-	3.00	8,100.00
27	Storm Intake, Type SW-509	EA	6	\$3,000.00	18,000.00	-	-	6.00	18,000.00
28	Storm Intake, Type SW-512, 24"	EA	4	\$850.00	3,400.00	-	-	4.00	3,400.00
29	Storm Intake, Type SW-513, 48"x48"	EA	1	\$2,600.00	2,600.00	-	-	1.00	2,600.00
30	Connect to Existing Sanitary Sewer Manhole	EA	1	\$500.00	500.00	-	-	1.00	500.00
31	PCC Pavement, 7"	SY	2,909	\$27.55	80,142.95	-	-	2,909.00	80,142.95
32	Removal of PCC Curb and Gutter	LF	81	\$10.00	810.00	-	-	81.00	810.00
33	Seeding, Fertilizing and Mulching, Stabilization	AC	6.2	\$950.00	5,270.00	-	-	6.20	5,270.00
34	SWPPP Management	LS	1	\$1,500.00	1,500.00	-	-	1.00	1,500.00
35	Silt Fence	LF	1,200	\$1.70	2,040.00	-	-	2,184.00	3,712.80
36	Removal of Silt Fence	LF	1,200	\$0.50	600.00	-	-	1,476.00	738.00
37	Inlet Protection Device	EA	12	\$75.00	900.00	-	-	6.00	450.00
38	Inlet Protection Device Maintenance	EA	12	\$50.00	600.00	-	-	-	-
	TOTAL CONTRACT				388,144.90				355,341.90
C.O.#1	Remove and Replace 4" Inlet PCC Sidewalk	SF	95.000	\$4.00	384.00	-	-	96.00	384.00
	TOTAL CHANGE C.O. #1				384.00				384.00
C.O.#2	8" Water Main PVC C900	LF	445.000	\$24.09	10,744.14	-	-	445.00	10,744.14
	Directional Bore 8" Restrained Joint PVC C900	LF	80.000	\$130.18	10,414.40	-	-	80.00	10,414.40
	8" Gate Valve	EA	3.000	\$1,460.80	4,382.40	-	-	3.00	4,382.40
	Upgrade from 6"x6" to 8"x6" Tee	EA	3.000	\$60.01	180.03	-	-	3.00	180.03

Item No.	Item Description	Units	Contract Quantity	Unit Price	Contract Amount	Quantity This Estimate	Amount This Estimate	To Date Quantity	To Date Amount
	Connect to Existing Water Main	LS	1,000	\$2,249.46	2,249.46	-	-	1,00	2,249.46
	TOTAL CHANGE C.O. #2				27,970.43				27,970.43
C.O. #3	Remove 12" Soil and Replace After Stabilization	SY	1,650,000	\$10.15	16,747.50	-	-	1,650.00	16,747.50
	Geo Max Stabilization	LS	1,000	\$34,226.88	34,226.88	-	-	1,00	34,226.88
	TOTAL CHANGE C.O. #3				50,974.38				50,974.38
C.O. #4	Hydroseeding with Lawn Mixture	SF	12,291,000	\$0.14	1,720.74	-	-	12,291.00	1,720.74
	Straw Matting with Lawn Mixture	SF	1,950,000	\$0.23	310.50	-	-	1,350.00	310.50
	TOTAL CHANGE C.O. #4				2,031.24				2,031.24
L.D.	Liquidated Damages	DAY	20,000	-\$500.00	(10,000.00)	20.00	(10,000.00)	20.00	(10,000.00)
	TOTAL LIQUIDATED DAMAGES				(10,000.00)		(10,000.00)		(10,000.00)
	TOTAL CONTRACT WITH CHANGE ORDERS				459,504.95		(10,000.00)		426,701.95

* Quantities Changed with Change Order #2

Pay Estimate #1 \$ 87,161.74
 Pay Estimate #2 \$ 110,295.95
 Pay Estimate #3 \$ 49,013.28
 Pay Estimate #4 \$ 157,894.54
 Pay Estimate #5 \$ 10,501.34

Retainage

Total Value of Completed Work Less Retainage \$ 426,701.95
 Previous Payments \$ 414,866.85
 Current Payment Due \$ 11,835.10



Date: November 16, 2016

To: Riverside Council

From: Bill Stukey, Operator

O & M Report: October 2016

Water Operation & Maintenance

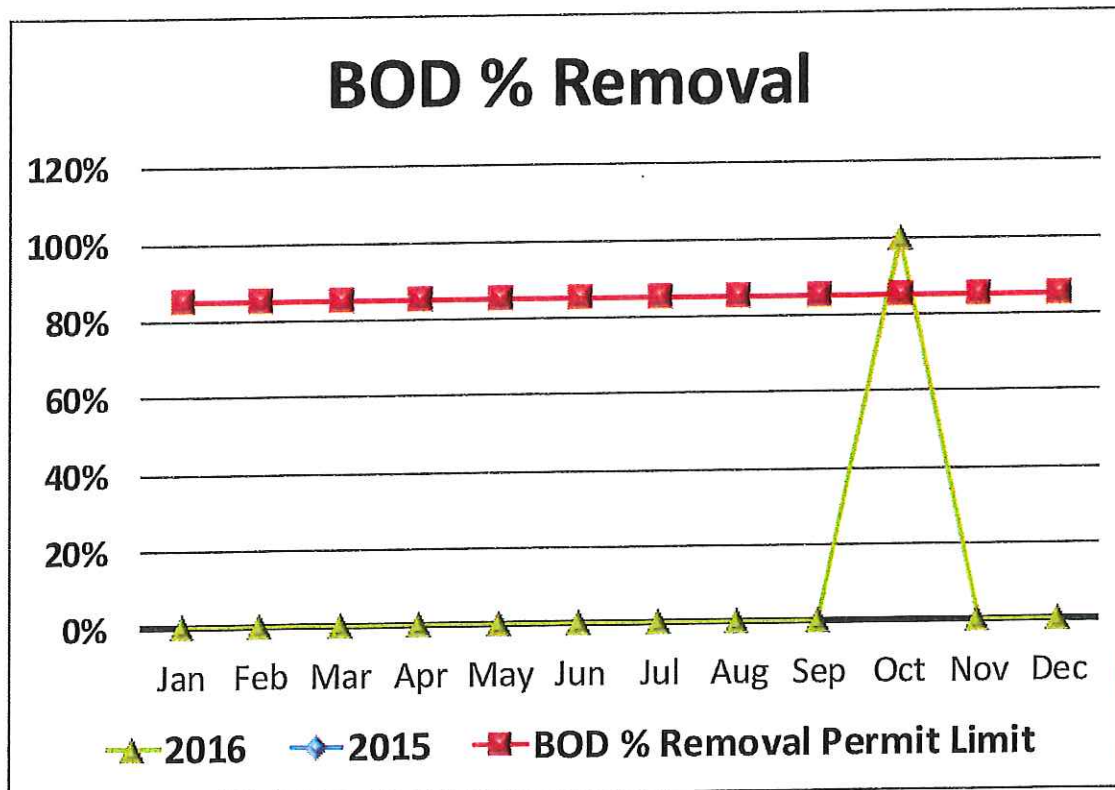
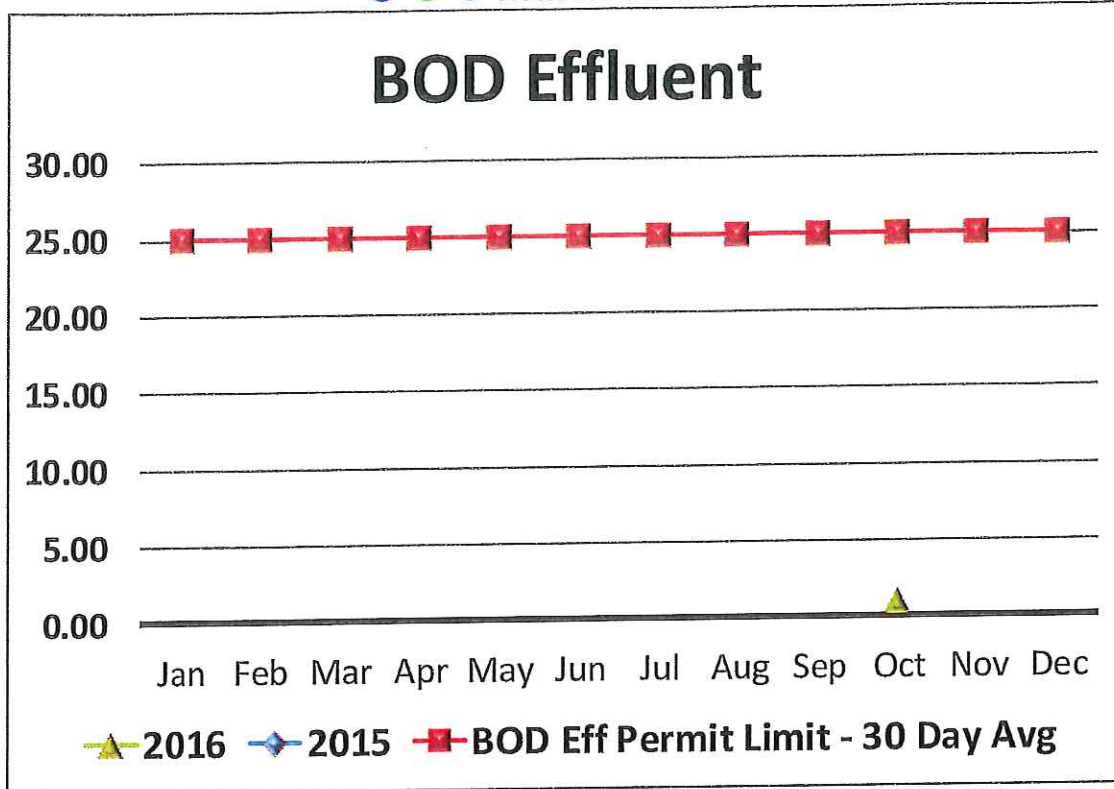
- 10-12-16: Address a leaking curb stop. 1 water disconnect
- Met with Kurt at the casino to read water meter.
- 10-24-16: Cleaned chlorine day tank.
- 10-26-16: 2 water disconnects.
- 10-28-16: Water disconnect at owner's request.
- 10-31-16: Change bags on bag filter #1. Filters were dirty and had not been changed since June 2016. Only had enough to do one filter unit, more filter bags were ordered.
- 12 locates
- 12 city issued work orders
- Dennis White has been visiting the Riverside sites at least once per week. In addition to Dennis being onsite, Josh and Lucas have been training on Riverside's facilities. Josh and Lucas have been taking turns on coming to Riverside as this is a group effort.

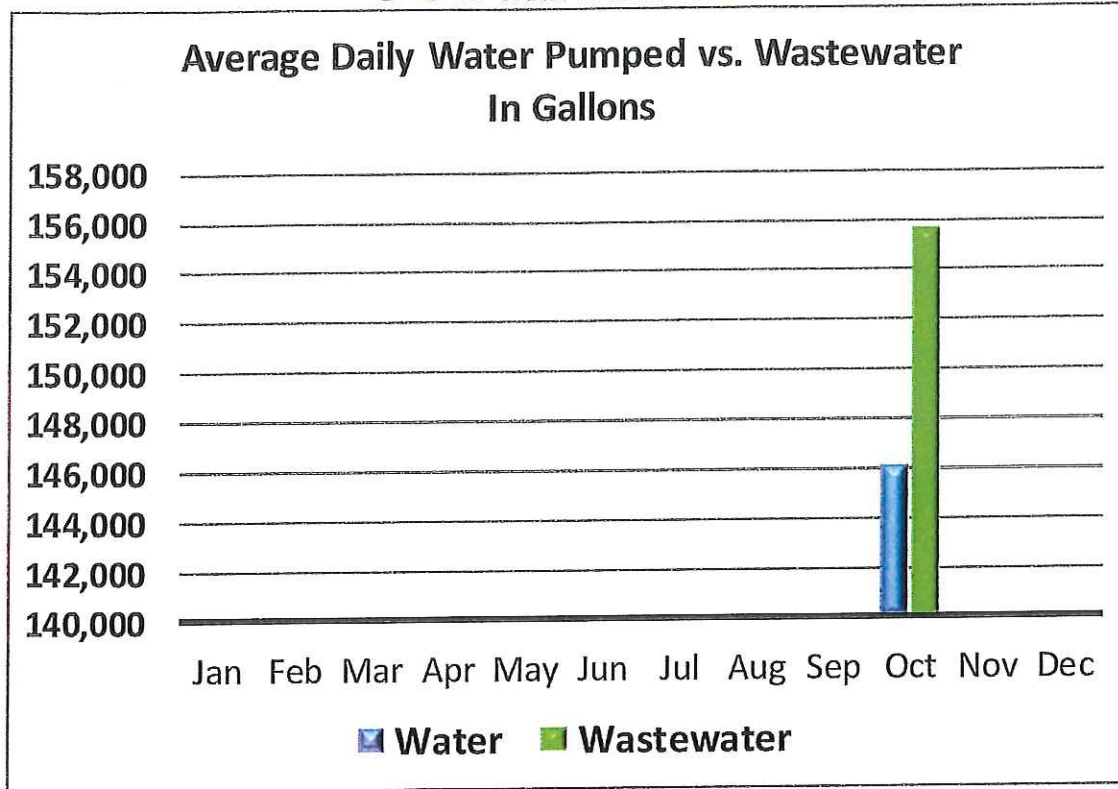
Wastewater Operation & Maintenance

- 10-7-16: Alarm at lift station #2, power outage from storm. Altorfer inspected and maintained the generator at lift station #4.
- 10-11-16: Programmed auto dialer alarms at lift stations, water plant and wastewater plant.
- 10-12-16: Meeting with Iowa Pump Works to propose a bid on lift station maintenance.
- 10-14-16: Generator at lift station #5 was in alarm. Alarm was cleared and reset. Cause of the problem was emergency stop was activated.



- 10-19-16: Chris Maiers from People Service was here training the Riverside crew on the SBR Plant.
- 10-20-16: Continue training with Chris Maiers. Met with Electric Pump to receive proposal for lift station maintenance contract.
- 10-21-16: Fix overhead door at wastewater plant. Fix lock on walk in door at wastewater plant.
- 10-25-16: Helped Bryan set manhole frame and lid.
- Identified degrading concrete in the grit channel at wastewater plant. Supplies were ordered to fix and patch the concrete.





Contract True-Ups - Current Contract Year				
Item	Budgeted Amount	Amount Spent	% of Budget	% of Time
Chemical Budget	\$18,000.00	\$0.00	0%	11%
Maintenance Budget	\$15,000.00	\$39.96	0%	11%
Total	\$33,000.00	\$39.96	0%	11%



		October-16	September-16	October-15
Water				
	Units			
Total Monthly Pumped	gallons	4,537,000	0	0
Average Daily Pumped	gallons	146,000	0	0
Maximum Daily Pumped	gallons	493,000	0	0
Minimum Daily Pumped	gallons	0	0	0
Chlorine				
Chlorine - Total Avg Residual Plant	mg/L	1.14	0.00	0.00
Chlorine - Total Avg Residual System	mg/L	0.57	0.00	0.00
Chlorine - Recommended Residual System	mg/L	0.30	0.30	0.30
Chlorine used	lbs	123.00	0.00	0.00
Iron				
Iron - Avg Raw	mg/L	2.00	0.00	0.00
Polyphosphate				
Polyphosphate - Avg Residual	mg/L	1.94	0.00	0.00
Polyphosphate - Recommended Residual	mg/L	0.5 - 2.0	0.5 - 2.0	0.5 - 2.0
Polyphosphate used	lbs	18.50	0.00	0.00
Water Loss				
Water Billed	gallons	0	0	0
Water used in main breaks/hydrant flushing	gallons	0	0	0
Water used at city buildings	gallons	0	0	0
Loss	gallons	100%	#DIV/0!	#DIV/0!
Wastewater				
BOD				
BOD Influent Avg	mg/L	223	0	0
BOD Effluent Avg	mg/L	1	0.0	0
BOD Eff Permit Limit - 30 Day Avg	mg/L	25	25	25
BOD % Removal	%	99.55%	#DIV/0!	0.00%
BOD % Removal Permit Limit	%	85%	85%	85%
TSS				
TSS Influent Avg	mg/L	170	0	0
TSS Effluent Avg	mg/L	4	0	0
TSS Effluent Permit Limit - 30 Day Avg	mg/L	30	30	0
TSS % Removal	%	97.49%	#DIV/0!	0.00%
TSS % Removal Permit Limit	%	85%	85%	85%
Nitrogen Ammonia				
NA Effluent Avg	mg/L	0	0	0
NA Effluent Permit Limit - 30 Day Avg	mg/L	10	5	0
Influent Flow				
Total Monthly	gallons	4,826,500	0	0
Average Daily	gallons	155,693	0	0
Maximum Daily	gallons	238,900	0	0
Minimum Daily	gallons	58,000	0	0
Permit Limit - 30 Day Avg	gallons	0	0	0
Permit Limit - Daily Maximum	gallons	0	0	0



RIVERSIDE--OCTOBER '16

Water Plant Maintenance

<u>Date</u>	<u>Vendor List</u>	<u>Description</u>	<u>Total</u>
10/25/16	First National Bank, VISA	Misc. Supplies	\$19.98
		Total	\$19.98

Water System Maintenance

<u>Date</u>	<u>Vendor List</u>	<u>Description</u>	<u>Total</u>
		Total	\$0.00

Wastewater Plant Maintenance

<u>Date</u>	<u>Vendor List</u>	<u>Description</u>	<u>Total</u>
10/25/16	First National Bank, VISA	Misc. Supplies	\$19.98
		Total	\$19.98

Wastewater System Maintenance

<u>Date</u>	<u>Vendor List</u>	<u>Description</u>	<u>Total</u>
		Total	\$0.00

Water Plant Maintenance	\$19.98
Water System Maintenance	\$0.00
WW Plant Maintenance	\$19.98
WW System Maintenance	\$0.00
Month Total	<u>\$39.96</u>

9 Month Maintenance Budget	\$15,000.00
Total Maintenance Dollars Spent Year to Date	\$39.96
Percent Maintenance Budget Spent Year to Date	0%



RIVERSIDE - OCTOBER '16

Water System Chemicals

<u>Date</u>	<u>Vendor List</u>	<u>Description</u>	<u>Total</u>
		Total	\$0.00

Wastewater System Chemicals

<u>Date</u>	<u>Vendor List</u>	<u>Description</u>	<u>Total</u>
		Total	\$0.00

Water System Chemicals	\$0.00
WW System Chemicals	\$0.00
Month Total	\$0.00

9 Month Chemical Budget **\$18,000.00**

Total Chemical Dollars Spent Year to Date **\$0.00**

Percent Chemical Budget Spent Year to Date **0%**

Maintenance Month Total	\$39.96
Chemical Month Total	\$0.00
Month Total	\$39.96

9 Month Total Budget **\$33,000.00**

Total Spent Year to Date **\$39.96**

Percent Budget Spent Year to Date **0%**



FERGUSON Waterworks
 FERGUSON WATERWORKS #2516
 1917 1ST AVEN
 FARGO, ND 58102-4118
 Phone: 701-293-5511
 Fax: 701-232-8129

Deliver To:	11/17/2016
From:	Bradley Klein
Comments:	

10:49:36 NOV 08 2016

Page 1 of 2

FERGUSON WATERWORKS #2516
 Price Quotation
 Phone: 701-293-5511
 Fax: 701-232-8129

Bid No: B076519
 Bid Date: 11/04/16
 Quoted By: BCK

Cust Phone: 815-756-2800
 Terms: NET 10TH PROX

Customer: DEKALB FORMAL QUOTE
 1720 STATE ST
 DEKALB, IL 60115-2617

Ship To: DEKALB FORMAL QUOTE
 1720 STATE ST
 DEKALB, IL 60115-2617

Cust PO#: RIVERSIDE, IA

Job Name: 2017 METER PROGRAM

Item	Description	Quantity	Net Price	UM	Total
	RIVERSIDE IOWA 2017 METER PROGRAM FIXED BASE OPTION -----				
NED2B11RDG3	RESIDENTIAL METERS LF 5/8X3/4 T10 MTR V4 R900I USG -----	505	225.000	EA	113625.00
N13302000	WALK BY READER R900 BELT CLIP TRANSCEIVER FWW WILL INCLUDE A TABLET -----	1	3000.000	EA	3000.00
SP-N13458100	FIXED BASE ITEMS R900 GATEWAY V4 ETHERNET INCLUDES: RF ANTENNA 150W SOLAR PANEL ASSEMBLY MOUNTING ACCESSORIES ADDITIONAL CABLEING -----	4	18500.000	EA	74000.00
SP-NSIGHTHOST	HOSTING & TRAINING NSIGHT R900 HOSTING BY NEPTUNE	1	11500.000	EA	11500.00
SP-N12953002	N SIGHT R450 IMPLEMENTATION TRAIN -----	1	6000.000	EA	6000.00
NWWSWML	INSTALLATION WATER METER INSTALLATION LABOR	505	70.000	EA	35350.00

Net Total: \$243475.00
 Tax: \$0.00
 Freight: \$0.00
 Total: \$243475.00



FERGUSON WATERWORKS #2516
Price Quotation

11/17/2016 Page 2 of 2

Fax: 701-232-8129

10:49:36 NOV 08 2016

Reference No: B076519

Quoted prices are based upon receipt of the total quantity for immediate shipment (48 hours). SHIPMENTS BEYOND 48 HOURS SHALL BE AT THE PRICE IN EFFECT AT TIME OF SHIPMENT UNLESS NOTED OTHERWISE. Seller not responsible for delays, lack of product or increase of pricing due to causes beyond our control, and/or based upon Local, State and Federal laws governing type of products that can be sold or put into commerce. This quote is offered contingent upon the buyer's acceptance of Seller's terms and conditions, which are incorporated by reference and found either following this document, or on the web at http://wolseley.com/terms_conditionsSale.html.
Govt Buyers: All items are open market unless noted otherwise.

LEAD LAW WARNING: It is illegal to install products that are not "lead free" in accordance with US Federal or other applicable law in potable water systems anticipated for human consumption. Products with *NP in the description are NOT lead free and can only be installed in non-potable applications. Buyer is solely responsible for product selection.

RESOLUTION #11212016-02

RESOLUTION TO HIRE PERMANENT PART-TIME STREETS AND PARKS EMPLOYEE

THEREFORE BE IT RESOLVED, the City of Riverside City Council would like to hire _____ as a permanent part-time employee for Streets and Parks at the wage rate of _____ per hour to be paid bi-weekly with the other regular employees, effective November 22, 2016.

It was moved by Councilperson _____, seconded by Councilperson _____ to adopt this foregoing resolution.

Roll Call: Schneider, Redlinger, Sexton, Weber, Schnoebelen

Ayes:

Nays:

Absent:

Passed and approved this 21st day of November, 2016.

Signed: _____
Allen Schneider, Mayor

Attest: _____
Lory Young, City Clerk

RESOLUTION #11212016-03

RESOLUTION APPROVING THE ANNUAL FINANCIAL REPORT FOR FISCAL YEAR ENDING JUNE 30, 2016

Whereas, the City of Riverside City Council has reviewed the FY 15-16 Annual Financial Report for the City of Riverside as submitted by the City Clerk for the City of Riverside.

Therefore, be it resolved the City of Riverside City Council does hereby accept the Annual Financial Report for the fiscal year ending June 30, 2016 as prepared by the City Clerk for the City of Riverside, Iowa.

It was moved by Councilperson _____, seconded by Councilperson _____ to adopt the foregoing resolution.

Roll Call: Schneider, Sexton, Schnoebelen, Weber, Redlinger

Ayes:

Nays:

Absents:

Passed by the City Council of Riverside, Iowa and approved this 21th day of November, 2016.

Signed: _____

Allen Schneider, Mayor

Attest: _____

Lory Young, City Clerk

ERROR/REVIEW FLAGS LISTING PAGE
 ERROR OR REVIEW FLAGS LISTED ON THIS PAGE ARE IN **RED**

PLEASE CORRECT ALL ERRORS DISPLAYED IN ORDER TO PREVENT THE REPORT FROM BEING RETURNED FOR CORRECTION.

(1)	City Name
(2)	GAAP or NON-GAAP Report Basis
(3)	Beginning Fund Balance
(4)	Ending Fund Balance Budget
(5)	Ending Fund Balance / Cash and Investment Assets Comparison (Applicable to NON-GAAP Only)
(6)	Transfers In / Transfers Out Comparisons
(7)	Unspent Ending Balance Allocation
(8)	Salaries and Wages
(9)	Cash and Investments

Form 7-01 (A-2)
(6-30-2016)

STATE OF IOWA
2016
FINANCIAL REPORT
FISCAL YEAR ENDED
JUNE 30, 2016
RIVERSIDE
CITY OF RIVERSIDE, IOWA
DUE: December 1, 2016

16209200500000
CITY CLERK/FINANCE OFFICER
60 N GREENE ST, PO BOX 188
RIVERSIDE, IA 52327-0188

(Please correct any error in name, address, and ZIP Code)

WHEN COMPLETED, PLEASE RETURN TO
Mary Mosiman, CPA
Office of Auditor of State
Lucas State Office Building
321 E. 12th Street, 2nd Floor
Des Moines, IA 50319

NOTE - The information supplied in this report will be shared by the Iowa State Auditor's Office, the U.S. Census Bureau, various public interest groups, and State and federal agencies.

ALL FUNDS				
Item description	Governmental (a)	Proprietary (b)	Total actual (c)	Budget (d)
Revenues and Other Financing Sources				
Taxes levied on property	676,229		676,229	686,804
Less: Uncollected property taxes-levy year	0		0	
Net current property taxes	676,229		676,229	686,804
Delinquent property taxes	0		0	
TIF revenues	0		0	
Other city taxes	708,462	0	708,462	700,004
Licenses and permits	2,382	0	2,382	3,300
Use of money and property	48,556	0	48,556	31,900
Intergovernmental	243,280	0	243,280	159,610
Charges for fees and service	559	763,967	764,526	633,644
Special assessments	0	0	0	
Miscellaneous	748,257	0	748,257	923,150
Other financing sources	2,775,111	0	2,775,111	2,081,000
Total revenues and other sources	5,202,836	763,967	5,966,803	5,219,412
Expenditures and Other Financing Uses				
Public safety	936,195	0	936,195	206,781
Public works	145,926	0	145,926	233,594
Health and social services	0	0	0	
Culture and recreation	129,835	0	129,835	159,557
Community and economic development	19,946	0	19,946	386,950
General government	441,494	0	441,494	289,009
Debt service	175,000	0	175,000	
Capital projects	1,369,104	0	1,369,104	2,120,464
Total governmental activities expenditures	3,217,500	0	3,217,500	3,396,355
Business type activities	0	485,551	485,551	515,424
Total ALL expenditures	3,217,500	485,551	3,703,051	3,911,779
Other financing uses, including transfers out	1,250,000	0	1,250,000	1,250,000
Total ALL expenditures/And other financing uses	4,467,500	485,551	4,953,051	5,161,779
Excess revenues and other sources over (Under) Expenditures/And other financing uses	735,336	278,416	1,013,752	57,633
Beginning fund balance July 1, 2015	3,037,586	538,641	3,576,227	4,934,969
Ending fund balance June 30, 2016	3,772,922	817,057	4,589,979	4,992,602

Note - These balances do not include \$ _____ held in non-budgeted internal service funds; \$ _____ held in Pension Trust Funds; \$ _____ held in Private Purpose Trust funds and \$ _____ held in agency funds which were not budgeted and are not available for city operations.

Indebtedness at June 30, 2016	Amount - Omit cents	Indebtedness at June 30, 2016	Amount - Omit cents
General obligation debt	\$ 0	Other long-term debt	\$ 0
Revenue debt	\$ 0	Short-term debt	\$ 0
TIF Revenue debt	\$ 0		
		General obligation debt limit	\$ 6,516,922

CERTIFICATION

THE FOREGOING REPORT IS CORRECT TO THE BEST OF MY KNOWLEDGE AND BELIEF

Signature of city clerk	Date Published/Posted	Mark (x) one <input type="checkbox"/> Date Published <input type="checkbox"/> Date Posted
Printed name of city clerk	Telephone →	Area Code
Signature of Mayor or other City official (Name and Title)	Number	Extension
	Date signed	

STATE OF IOWA 2016 FINANCIAL REPORT FISCAL YEAR ENDED JUNE 30, 2016 CITY OF _____, IOWA		16209200500000 CITY CLERK/FINANCE OFFICER 60 N GREENE ST, PO BOX 188 RIVERSIDE, IA 52327-0188		
ALL FUNDS				
Item description	Governmental (a)	Proprietary (b)	Total actual (c)	Budget (d)
Revenues and Other Financing Sources				
Taxes levied on property	676,229		676,229	686,804
Less: Uncollected property taxes-levy year	0		0	0
Net current property taxes	676,229		676,229	686,804
Delinquent property taxes	0		0	0
TIF revenues	0		0	0
Other city taxes	708,462	0	708,462	700,004
Licenses and permits	2,362	0	2,362	3,300
Use of money and property	48,556	0	48,556	31,900
Intergovernmental	243,280	0	243,280	159,610
Charges for fees and service	559	763,967	764,526	633,644
Special assessments	0	0	0	0
Miscellaneous	748,257	0	748,257	923,150
Other financing sources	2,775,111	0	2,775,111	2,081,000
Total revenues and other sources	5,202,836	763,967	5,966,803	5,219,412
Expenditures and Other Financing Uses				
Public safety	936,195	0	936,195	206,781
Public works	145,926	0	145,926	233,594
Health and social services	0	0	0	0
Culture and recreation	129,835	0	129,835	159,557
Community and economic development	19,946	0	19,946	366,950
General government	441,494	0	441,494	289,009
Debt service	175,000	0	175,000	0
Capital projects	1,369,104	0	1,369,104	2,120,464
Total governmental activities expenditures	3,217,500	0	3,217,500	3,396,355
Business type activities	0	485,551	485,551	515,424
Total ALL expenditures	3,217,500	485,551	3,703,051	3,911,779
Other financing uses, including transfers out	1,250,000	0	1,250,000	1,250,000
Total ALL expenditures/And other financing uses	4,467,500	485,551	4,953,051	5,161,779
Excess revenues and other sources over (under) Expenditures/And other financing uses	735,336	278,416	1,013,752	57,633
Beginning fund balance July 1, 2015	3,037,586	538,641	3,576,227	4,934,969
Ending fund balance June 30, 2016	3,772,922	817,057	4,589,979	4,992,602
Note - These balances do not include \$0 held in non-budgeted internal service funds; \$0 held in Pension Trust Funds; \$0 held in Private Purpose Trust Funds and \$0 held in agency funds which were not budgeted and are not available for city operations.				
Indebtedness at June 30, 2016				
General obligation debt	\$0	Other long-term debt	\$0	
Revenue debt	\$0	Short-term debt	\$0	
TIF Revenue debt	\$0	General Obligation Debt Limit		\$6,516,922

REVENUE AND OTHER FINANCING SOURCES FOR YEAR ENDED JUNE 30, 2016												
CITY OF RIVERSIDE												
Line No.	Item description	General (a)	Special revenue (b)	TIF special revenue (c)	Debt service (d)	Capital projects (e)	Permanent (f)	Total governmental (Sum of cols. (a) through (f)) (g)	Proprietary (h)	Code	GRAND TOTAL (Sum of cols. (g) and (h)) (i)	Line No.
		<input checked="" type="checkbox"/> GAAP		<input type="checkbox"/> NON-GAAP = CASH BASIS								
1	Section A - TAXES											1
2	Taxes levied on property	676,229						676,229			676,229	2
3	Less: Uncollected property taxes - Levy year							0			0	3
4	Net current property taxes	676,229	0					676,229		T01	676,229	4
5	Delinquent property taxes							0		T01	0	5
6	Total property tax	676,229	0					676,229		T01	676,229	6
7	TIF revenues							0			0	7
8	Other city taxes											
9	Utility tax replacement excise taxes	3,924						3,924		T15	3,924	8
10	Utility franchise tax (Chapter 364.2, Code of Iowa)							0		T15	0	9
11	Paritnutiel wager tax							0		C30	0	10
12	Gaming wager tax		424,230					424,230		C30	424,230	11
13	Mobile home tax							0		T19	0	12
14	Hotel/motel tax		178,047					178,047		T19	178,047	13
15	Other local option taxes		102,261					102,261		T09	102,261	14
16	TOTAL OTHER CITY TAXES	3,924	704,538	0	0	0	0	708,482	0	T29	708,482	15
17	Section B - LICENSES AND PERMITS	2,382						2,382			2,382	16
18	Section C - USE OF MONEY AND PROPERTY											17
19	Interest	24,675						24,675		U20	24,675	18
20	Rents and royalties	13,071						13,071		U40	13,071	19
21	Other miscellaneous use of money and property	10,810						10,810		U20	10,810	20
22	TOTAL USE OF MONEY AND PROPERTY	48,556	0	0	0	0	0	48,556	0		48,556	21
23	Section D - INTERGOVERNMENTAL											22
24	Federal grants and reimbursements											23
25	Federal grants											24
26	Community development block grants									B89	0	25
27	Housing and urban development									B50	0	26
28	Public assistance grants									B50	0	27
29	Payment in lieu of taxes									B79	0	28
30	Total Federal grants and reimbursements	0	0	0	0	0	0	0	0	B30	0	29
31												30
32												31
33												32
34												33
35												34
36												35
37												36
38												37
39												38
40												39
41												40

Continued on next page

REVENUE AND OTHER FINANCING SOURCES FOR YEAR ENDED JUNE 30, 2016 - Continued										CITY OF RIVERSIDE		<input type="checkbox"/> NON-GAAP = CASH BASIS <input checked="" type="checkbox"/> GAAP	
Line No.	Item description	General (a)	Special revenue (b)	TIF special revenue (c)	Debt service (d)	Capital projects (e)	Permanent (f)	Total governmental (Sum of cols. (a) through (f)) (g)	Proprietary (h)	Code	GRAND TOTAL (Sum of cols. (g) and (h)) (i)	Line No.	
41	Section D - INTERGOVERNMENTAL - Continued											41	
42												42	
43	State shared revenues		122,714					122,714		C46	122,714	43	
44	Road use taxes											44	
45												45	
46												46	
47												47	
48	Other state grants and reimbursements											48	
49	State grants											49	
50	Iowa Department of Transportation									C89	0	50	
51	Iowa Department of Natural Resources									C89	0	51	
52	Iowa Economic Development Authority									C89	0	52	
53	CEBA grants									C89	0	53	
54	Commercial & Industrial Replacement Claim	62,326						62,326		C89	62,326	54	
55											0	55	
56											0	56	
57											0	57	
58											0	58	
59											0	59	
60	Total state	62,326	122,714	0	0	0	0	185,040			185,040	60	
61												61	
62	Local grants and reimbursements											62	
63	County contributions									D89	0	63	
64	Library service									D89	0	64	
65	Township contributions									D89	0	65	
66	Fire/EMT service	58,240						58,240		D89	58,240	66	
67										D89	0	67	
68											0	68	
69											0	69	
70	Total local grants and reimbursements	58,240	0	0	0	0	0	58,240			58,240	70	
71	TOTAL INTERGOVERNMENTAL (Sum of lines 33, 60, and 70)	120,566	122,714	0	0	0	0	243,280			243,280	71	
72	Section E - CHARGES FOR FEES AND SERVICE											72	
73	Water									A81	362,788	73	
74	Sewer									A80	340,236	74	
75	Electric									A92	0	75	
76	Gas									A93	0	76	
77	Parking									A80	0	77	
78	Airport									A01	0	78	
79	Landfill/garbage									A81	23,896	79	
80	Hospital									A86	0	80	

REVENUE AND OTHER FINANCING SOURCES FOR YEAR ENDED JUNE 30, 2016 - Continued										<input type="checkbox"/> NON-GAAP = CASH BASIS <input checked="" type="checkbox"/> GAAP			
CITY OF RIVERSIDE													
Part I	Line No.	Item description	General (a)	Special revenue (b)	TIF special revenue (c)	Debt service (d)	Capital projects (e)	Permanent (f)	Total governmental (g)	Proprietary (h)	Code	GRAND TOTAL (Sum of cols. (g) and (h))	Line No.
	81	Section E - CHARGES FOR FEES AND SERVICE - Continued											
	82	Transit							0		A94	0	81
	83	Cable TV							0		T15	0	82
	84	Internet							0		A03	0	83
	85	Telephone							0		A03	0	84
	86	Housing authority							0		A03	0	85
	87	Storm water							0		A80	0	86
	88	Other:						17,047	0		A80	17,047	87
	89	Nursing home							0		A89	0	88
	90	Police service fees							0		A89	0	89
	91	Prisoner care							0		A89	0	90
	92	Fire service charges							0		A89	0	91
	93	Ambulance charges							0		A89	0	92
	94	Sidewalk street repair charges							0		A44	0	93
	95	Housing and urban renewal charges							0		A50	0	94
	96	River port and terminal fees							0		A87	0	95
	97	Public scales							0		A89	0	96
	98	Cemetery charges							0		A03	0	97
	99	Library charges							0		A89	0	98
	100	Park, recreation, and cultural charges							0		A61	0	99
	101	Animal control charges	559						559		A89	559	100
	102	Other charges - Specify							0			0	101
	103								0			0	102
	104	TOTAL CHARGES FOR SERVICE	559	0	0	0	0	0	559	763,967		764,526	103
	105												104
	106	Section F - SPECIAL ASSESSMENTS											
	107	Section G - MISCELLANEOUS											
	108	Contributions							0		U99	0	105
	109	Deposits and sales/fuel tax refunds							0		U99	0	106
	110	Sale of property and merchandise							0		U11	0	107
	111	Fines	525						525		U30	525	108
	112	Internal service charges							0		NR	0	109
	113	Other miscellaneous - Specify							0			0	110
	114	WCRF Quarterly Payments	57,958						57,958			57,958	111
	115	Grants for new Fire Truck	146,718						146,718			146,718	112
	116	Casino Agreement	543,056						543,056			543,056	113
	117								0			0	114
	118								0			0	115
	119								0			0	116
	120	TOTAL MISCELLANEOUS	205,201	543,056	0	0	0	0	748,257	0		748,257	117

PART I		REVENUE AND OTHER FINANCING SOURCES FOR YEAR ENDED JUNE 30, 2016 -- Continued						CITY OF RIVERSIDE		<input checked="" type="checkbox"/> GAAP <input type="checkbox"/> NON-GAAP = CASH BASIS		
Line No.	Item description	General (a)	Special revenue (b)	TIF special revenue (c)	Debt service (d)	Capital projects (e)	Permanent (f)	Total governmental (Sum of cols. (e) through (f)) (g)	Proprietary (h)	Code	GRAND TOTAL (Sum of cols. (g) and (h)) (i)	Line No.
121	TOTAL ALL REVENUES (Sum of lines 6, 7, 15, 16, 22, 71, 104, 106, and 120)	1,057,417	1,370,308	0	0	0	0	2,427,725	763,967		3,191,692	121
122												122
123	Section H - OTHER FINANCING SOURCES											123
124	Proceeds of capital asset sales					15,000		15,000		NR	15,000	124
125	Proceeds of long-term debt. (Excluding TIF internal borrowing)					1,510,111		1,510,111		NR	1,510,111	125
126	Proceeds of anticipatory warrants on other short-term debt							0		A89	0	126
127	Regular transfers in and interfund loans					1,250,000		1,250,000			1,250,000	127
128	Internal TIF loans and transfers in							0			0	128
129								0			0	129
130								0			0	130
131	TOTAL OTHER FINANCING SOURCES	0	0	0	0	2,775,111	0	2,775,111	0		2,775,111	131
132	TOTAL REVENUES except for beginning balances (Sum of lines 121 and 131)	1,057,417	1,370,308	0	0	2,775,111	0	5,202,836	763,967		5,966,803	132
133												133
134	Beginning fund balance July 1, 2015	1,333,062	1,700,839			3,665		3,037,586	538,841		3,576,227	134
135												135
136	TOTAL REVENUES AND OTHER FINANCING SOURCES (Sum of lines 132 and 134)	2,390,479	3,071,147	0	0	2,778,796	0	8,240,422	1,302,808		9,543,030	136
137												137
138												138
139												139
140												140
141												141
142												142
143												143
144												144
145												145
146												146
147												147
148												148
149												149
150												150
151												151
152												152
153												153
154												154
155												155
156												156
157												157
158												158
159												159

CITY OF RIVERSIDE										
EXPENDITURES AND OTHER FINANCING USES FOR FISCAL YEAR ENDED JUNE 30, 2016										
<input checked="" type="checkbox"/> GAAP <input type="checkbox"/> NON-GAAP = CASH BASIS										
Line No.	Item description	(a)	(b)	(c)	(c)	(e)	(f)	(g)	(h)	(i)
		General	Special revenue	TIF special revenue	Debt service	Capital projects	Permanent	Total governmental (Sum of cols. (a) through (f))	Proprietary	GRAND TOTAL (Sum of col. (g))
1	Section A — PUBLIC SAFETY									
2	Police department/Crime prevention — Current operation	86,465						86,465		86,465
3	Purchase of land and equipment							0		0
4	Construction							0		0
5	Jail — Current operation							0		0
6	Purchase of land and equipment							0		0
7	Construction							0		0
8	Emergency management — Current operation	1,589						1,589		1,589
9	Purchase of land and equipment							0		0
10	Flood control — Current operation							0		0
11	Purchase of land and equipment							0		0
12	Construction							0		0
13	Fire department — Current operation	91,413						91,413		91,413
14	Purchase of land and equipment		755,828					755,828		755,828
15	Construction							0		0
16	Ambulance — Current operation							0		0
17	Purchase of land and equipment							0		0
18	Building inspectors — Current operation	473						473		473
19	Purchase of land and equipment							0		0
20	Construction							0		0
21	Miscellaneous protective services — Current operation							0		0
22	Purchase of land and equipment							0		0
23	Construction							0		0
24	Animal control — Current operation	427						427		427
25	Purchase of land and equipment							0		0
26	Construction							0		0
27	Other public safety — Current operation							0		0
28	Purchase of land and equipment							0		0
29								0		0
30								0		0
31								0		0
32								0		0
33								0		0
34								0		0
35								0		0
36								0		0
37								0		0
38								0		0
39								0		0
40	TOTAL PUBLIC SAFETY	180,367	755,828		0	0	0	936,195		936,195

CITY OF RIVERSIDE												
EXPENDITURES AND OTHER FINANCING USES FOR FISCAL YEAR ENDED JUNE 30, 2018 - Continued												
<input type="checkbox"/> GAAP <input checked="" type="checkbox"/> NON-GAAP = CASH BASIS												
line No.	item description	General (a)	Special revenue (b)	TIF special revenue (c)	Debt service (d)	Capital projects (e)	Permanent (f)	Total governmental (Sum of cols. (a) through (f)) (g)	Proprietary (h)	Code	GRAND TOTAL (Sum of col. (g)) (i)	Line No.
41	Section B — PUBLIC WORKS									E44		41
42	Roads, bridges, sidewalks — Current operation	77,896	51,395					129,292		G44	129,292	42
43	Purchase of land and equipment									F44	0	43
44	Construction									F44	0	44
45	Parking meter and off-street — Current operation									E60	0	45
46	Purchase of land and equipment									G60	0	46
47	Construction									F60	0	47
48	Street lighting — Current operation							15,035		E44	15,035	48
49	Traffic control safety — Current operation	15,035								E44	0	49
50	Purchase of land and equipment									G44	0	50
51	Construction									F44	0	51
52	Snow removal — Current operation									E44	0	52
53	Purchase of land and equipment		1,599					1,599		G44	1,599	53
54	Highway engineering — Current operation									E44	0	54
55	Purchase of land and equipment									G44	0	55
56	Construction									F44	0	56
57	Street cleaning — Current operation									E81	0	57
58	Purchase of land and equipment									G81	0	58
59	Airport (if not an enterprise) — Current operation									E01	0	59
60	Purchase of land and equipment									G01	0	60
61	Construction									F01	0	61
62	Garbage (if not an enterprise) — Current operation									E81	0	62
63	Purchase of land and equipment									G81	0	63
64	Construction									F81	0	64
65	Other public works — Current operation									E89	0	65
66	Purchase of land and equipment									G89	0	66
67	Construction									F89	0	67
68											0	68
69											0	69
70											0	70
71											0	71
72											0	72
73											0	73
74											0	74
75											0	75
76											0	76
77											0	77
78											0	78
79											0	79
80	TOTAL PUBLIC WORKS	92,931	52,995		0	0	0	145,926			145,926	80

EXPENDITURES AND OTHER FINANCING USES FOR FISCAL YEAR ENDED JUNE 30, 2016 - Continued										CITY OF RIVERSIDE			<input type="checkbox"/> GAAP <input checked="" type="checkbox"/> NON-GAAP = CASH BASIS	
Line No.	Item description	General (a)	Special revenue (b)	TIF special revenue (c)	Debt service (d)	Capital projects (e)	Permanent (f)	Total governmental (Sum of cols. (a) through (f)) (g)	Proprietary (h)	Code	GRAND TOTAL (Sum of col. (g)) (i)	Line No.		
81	Section C — HEALTH AND SOCIAL SERVICES											81		
82	Welfare assistance — Current operation											82		
83	Purchase of land and equipment											83		
84	City hospital — Current operation											84		
85	Purchase of land and equipment											85		
86	Construction											86		
87	Payments to private hospitals — Current operation											87		
88	Health regulation and inspections — Current operation											88		
89	Purchase of land and equipment											89		
90	Construction											90		
91	Water, air, and mosquito control — Current operation											91		
92	Purchase of land and equipment											92		
93	Construction											93		
94	Community mental health — Current operation											94		
95	Purchase of land and equipment											95		
96	Construction											96		
97	Other health and social services — Current operation											97		
98	Purchase of land and equipment											98		
99	Construction											99		
100												100		
101												101		
102												102		
103	TOTAL HEALTH AND SOCIAL SERVICES	0	0	0	0	0	0	0	0		0	103		
104												104		
105												105		
106												106		
107												107		
108												108		
109												109		
110												110		
111												111		
112												112		
113												113		
114												114		
115												115		
116												116		
117												117		
118												118		
119												119		
120												120		

Part II		EXPENDITURES AND OTHER FINANCING USES FOR FISCAL YEAR ENDED JUNE 30, 2016 - Continued					CITY OF RIVERSIDE		<input checked="" type="checkbox"/> GAAP <input type="checkbox"/> NON-GAAP = CASH BASIS			
Line No.	Item description	(a)	(b)	(c)	(d)	(e)	(f)	(g)	(h)	Code	GRAND TOTAL (Sum of col. (g))	Line No.
Section D --- CULTURE AND RECREATION												
121	Library services --- Current operation	18,867						18,867		E52	18,867	121
122	Purchase of land and equipment							0		G52	0	122
123	Construction							0		F52	0	123
124	Museum, band, theater --- Current operation							0		E61	0	124
125	Purchase of land and equipment							0		G61	0	125
126	Parks --- Current operation	86,473						86,473		E61	86,473	126
127	Purchase of land and equipment							0		G61	0	127
128	Construction							0		F61	0	128
129	Recreation --- Current operation							0		E61	0	129
130	Purchase of land and equipment							0		G61	0	130
131	Construction							0		F61	0	131
132	Cemetery --- Current operation	5,500						5,500		E03	5,500	132
133	Purchase of land and equipment							0		G03	0	133
134	Community center, zoo, marina, and auditorium	18,995						18,995		E61	18,995	134
135	Other culture and recreation							0		E61	0	135
136	Purchase of land and equipment							0		G61	0	136
137	Construction							0		F61	0	137
138	TOTAL CULTURE AND RECREATION	129,835	0	0	0	0	0	129,835			129,835	138
139	Section E --- COMMUNITY AND ECONOMIC DEVELOPMENT											139
140	Community beautification --- Current operation	6,890						6,890		E89	6,890	140
141	Purchase of land and equipment							0		G89	0	141
142	Economic development --- Current operation	13,056						13,056		E89	13,056	142
143	Purchase of land and equipment							0		G89	0	143
144	Housing and urban renewal --- Current operation							0		E50	0	144
145	Purchase of land and equipment							0		G50	0	145
146	Construction							0		F50	0	146
147	Planning and zoning --- Current operation							0		E29	0	147
148	Purchase of land and equipment							0		G29	0	148
149	Other community and economic development --- Current operation							0		E89	0	149
150	Purchase of land and equipment							0		G89	0	150
151	Construction							0		F89	0	151
152	TIF Rebates							0		E89	0	152
153	TOTAL COMMUNITY AND ECONOMIC DEVELOPMENT	19,946	0	0	0	0	0	19,946			19,946	153
154	TOTAL COMMUNITY AND ECONOMIC DEVELOPMENT	129,835	0	0	0	0	0	129,835			129,835	154
155												155
156												156
157												157
158												158

TIF Rebates are expended out of the TIF Special Revenue Fund within the Community and Economic Development program's activity "Other"

EXPENDITURES AND OTHER FINANCING USES FOR FISCAL YEAR ENDED JUNE 30, 2016 - Continued										CITY OF RIVERSIDE		<input checked="" type="checkbox"/> GAAP <input type="checkbox"/> NON-GAAP = CASH BASIS	
Line No.	Item description	General (a)	Special revenue (b)	TIF special revenue (c)	Debt service (d)	Capital projects (e)	Permanent (f)	Total governmental (Sum of cols. (a) through (f)) (g)	Proprietary (h)	Code	GRAND TOTAL (Sum of col. (g) and (h)) (i)	Line No.	
159	Section F - GENERAL GOVERNMENT							18,284			18,284	159	
160	Mayor, council and city manager - Current operation	18,284										160	
161	Purchase of land and equipment							0			0	161	
162	Clerk, Treasurer, financial administration - Current operation	72,206						72,206			72,206	162	
163	Purchase of land and equipment							0			0	163	
164	Elections - Current operation	942						942			942	164	
165	Purchase of land and equipment							0			0	165	
166	Legal services and city attorney - Current operation	35,096						35,096			35,096	166	
167	Purchase of land and equipment							0			0	167	
168	City hall and general buildings - Current operation	138,855						138,855			138,855	168	
169	Purchase of land and equipment		128,400					128,400			128,400	169	
170	Construction							0			0	170	
171	Tort liability - Current operation							0			0	171	
172	Other general government - Current operation		47,711					47,711			47,711	172	
173	Purchase of land and equipment							0			0	173	
174								0			0	174	
175								0			0	175	
176	TOTAL GENERAL GOVERNMENT	265,383	176,111	0	0	0	0	441,494			441,494	176	
177	Section G - DEBT SERVICE							0			0	177	
178	Last County Payment - Casino Agreement		175,000					175,000			175,000	178	
179								0			0	179	
180								0			0	180	
181								0			0	181	
182	TOTAL DEBT SERVICE	0	175,000	0	0	0	0	175,000			175,000	182	
183	Section H - REGULAR CAPITAL PROJECTS - Specify							0			0	183	
184	Cherry Lane Subdivision	551,840						551,840			551,840	184	
185	Ella Street Improvements	523,007						523,007			523,007	185	
186	Other Capital Improvements	294,257						294,257			294,257	186	
187	Subtotal Regular Capital Projects	1,369,104						1,369,104			1,369,104	187	
188	TIF CAPITAL PROJECTS - Specify							0			0	188	
189								0			0	189	
190								0			0	190	
191								0			0	191	
192	Subtotal TIF Capital Projects	0	0	0	0	0	0	0			0	192	
193	TOTAL CAPITAL PROJECTS	1,369,104	0	0	0	0	0	1,369,104			1,369,104	193	
194	TOTAL GOVERNMENTAL ACTIVITIES EXPENDITURES	2,057,586	1,159,934	0	0	0	0	3,217,500			3,217,500	194	
195	(Sum of lines 40, 80, 103, 139, 154, 176, 182, 183)											195	
196												196	

EXPENDITURES AND OTHER FINANCING USES FOR FISCAL YEAR ENDED JUNE 30, 2016 -- Continued										<input type="checkbox"/> NON-GAAP = CASH BASIS <input checked="" type="checkbox"/> GAAP	
CITY OF RIVERSIDE											
Item description	General (a)	Special revenue (b)	TIF Special revenue (c)	Debt service (d)	Capital projects (e)	Permanent Fund (f)	Total current governmental (Sum of cols. (a) through (f)) (g)	Proprietary (h)	Code	GRAND TOTAL (Sum of col. (h)) (i)	Line No.
Section I -- BUSINESS TYPE ACTIVITIES											197
97 Water -- Current operation								239,883	E91	239,883	198
98 Purchase of land and equipment									G91	0	199
99 Construction									F91	0	200
200 Sewer and sewage disposal -- Current operation								224,440	E80	224,440	201
201 Purchase of land and equipment									G80	0	202
202 Construction									F80	0	203
203 Electric -- Current operation									E82	0	204
204 Purchase of land and equipment									G82	0	205
205 Construction									F82	0	206
206 Gas Utility -- Current operation									E83	0	207
207 Purchase of land and equipment									G83	0	208
208 Construction									F83	0	209
209 Parking -- Current operation									E80	0	210
210 Purchase of land and equipment									G80	0	211
211 Construction									E01	0	212
212 Airport -- Current operation									F01	0	213
213 Purchase of land and equipment									G01	0	214
214 Construction									E01	0	215
215 Landfill/Garbage -- Current operation								21,228	E81	21,228	216
216 Purchase of land and equipment									G81	0	217
217 Construction									F81	0	218
218 Hospital -- Current operation									E36	0	219
219 Purchase of land and equipment									G36	0	220
220 Construction									F36	0	221
221 Transit -- Current operation									E94	0	222
222 Purchase of land and equipment									G94	0	223
223 Construction									F94	0	224
224 Cable TV, telephone, internet -- Current operation									E03	0	225
225 Purchase of land and equipment									G03	0	226
226 Housing authority -- Current operation									E50	0	227
227 Purchase of land and equipment									G50	0	228
228 Construction									F50	0	229
229 Storm water -- Current operation									E80	0	230
230 Purchase of land and equipment									G80	0	231
231 Construction									F80	0	232
232											233
233											234
234											235
235											236

EXPENDITURES AND OTHER FINANCING USES FOR FISCAL YEAR ENDED JUNE 30, 2016 - Continued		CITY OF RIVERSIDE					<input checked="" type="checkbox"/> GAAP <input type="checkbox"/> NON-GAAP = CASH BASIS				
Part II	Item description	(a)	(b)	(c)	(d)	(e)	(f)	(g)	(h)	(i)	Line No.
		General	Special revenue	TIF special revenue	Debt service	Capital projects	Permanent	Total governmental (Sum of cols. (a) through (f))	Proprietary	Code	GRAND TOTAL (Sum of cols. (g) and (h))
237	Section I — BUSINESS TYPE ACTIVITIES — Cont.										237
238	Other business type — Current operation										238
239	Purchase of land and equipment										239
240	Construction										240
241											241
242	Enterprise Debt Service										242
243	Enterprise Capital Projects										243
244	Enterprise TIF Capital Projects										244
245	Internal service funds — Specify										245
246											246
247											247
248											248
249											249
250											250
251	TOTAL BUSINESS TYPE ACTIVITIES								485,551		251
252	TOTAL EXPENDITURES (Sum of lines 194 and 251)	2,057,566	1,159,934	0	0	0	0	3,217,500	485,551		252
253	Section J — OTHER FINANCING USES INCLUDING TRANSFERS OUT										253
254	Regular transfers out	60,000	1,190,000					1,250,000		NE	254
255	Internal TIF loans/repayments and transfers out							0			255
256								0			256
257								0			257
258	TOTAL OTHER FINANCING USES	60,000	1,190,000	0	0	0	0	1,250,000	0		258
259	TOTAL EXPENDITURES AND OTHER FINANCING USES (Sum of lines 253 and 258)	2,117,566	2,349,934	0	0	0	0	4,467,500	485,551		259
260	Ending fund balance June 30, 2016:										260
261	Governmental:										261
262	Nonspendable										262
263	Restricted										263
264	Committed										264
265	Assigned										265
266	Unassigned	272,913	721,213	0	0	2,778,796	0	3,772,922			266
267	Total Governmental	272,913	721,213	0	0	2,778,796	0	3,772,922			267
268	Proprietary								817,057		268
269	Total ending fund balance June 30, 2016	272,913	721,213	0	0	2,778,796	0	3,772,922	817,057		269
270	TOTAL REQUIREMENTS (Sum of lines 259 and 270)	2,390,479	3,071,147	0	0	2,778,796	0	8,240,422	1,302,808		270
271											271
272											272

Part III	INTERGOVERNMENTAL EXPENDITURES		CITY OF RIVERSIDE	
	Please report below expenditures made to the State or to other local governments on a reimbursement or cost sharing basis. Include these expenditures in part II. <i>Enter amount, omit cents.</i>			
Purpose	Amount paid to other local governments		Purpose	Amount paid to State
Correction.....	M03	\$	Highways.....	L44 \$
Health.....	M32		All other.....	L89 \$
Highways.....	M44			
Transit subsidies.....	M94			
Libraries.....	M52			
Police protection.....	M62			
Sewerage.....	M80			
Sanitation.....	M81			
All other.....	M89	\$		

Part IV	SALARIES AND WAGES	
	Report here the total salaries and wages paid to all employees of your government before deductions of social security, retirement, etc. Include also salaries and wages paid to employees of any utility owned and operated by your government, as well as salaries and wages of municipal employees charged to construction projects.	
Total salaries and wages paid.....		Amount - Omit cents
		200 \$ 4,857,035

Part V DEBT OUTSTANDING, ISSUED, AND RETIRED

A. Long-term debt	Debt outstanding JULY 1, 2015 (a)	Debt during the fiscal year		Debt Outstanding JUNE 30, 2016				Interest paid this year (h)
		Issued (b)	Retired (c)	General obligation (d)	TIF revenue (e)	Revenue (f)	Other (g)	
1. Water utility	19U \$	29U \$	39U \$	49U \$	49U \$	49U \$	49U \$	191 \$
2. Sewer utility	19U	29U	39U	49U	49U	49U	49U	189
3. Electric utility	19U	29U	39U	49U	49U	49U		192
4. Gas utility	19U	29U	39U	49U	49U	49U		193
5. Transit-bus	19U	29U	39U	49U	49U	49U		194
6. Industrial Revenue	19T	24T	34T		44T	44T		189
7. Mortgage revenue	19T	24T	34T		44T	44T		189
8. TIF revenue	19U	29U	39U	49U	49U	49U	49U	189
9. Other-Specify	19U	29U	39U	49U	49U	49U	49U	189
10.	19U	29U	39U	49U	49U	49U	49U	189
11.	19U	29U	39U	49U	49U	49U	49U	189
12.	19U	29U	39U	49U	49U	49U	49U	189
13.	19U	29U	39U	49U	49U	49U	49U	189
14.	19U	29U	39U	49U	49U	49U	49U	189
Total long-term debt	0	0	0	0	0	0	0	0

B. Short-term debt	Amount - Omit cents	
Outstanding as of JULY 1, 2015	61V \$	
Outstanding as of JUNE 30, 2016	64V \$	

Part VI	DEBT LIMITATION FOR GENERAL OBLIGATION BONDS		Amount - Omit cents	
Assessed Valuations by Levy Authority and County, AY2014/FY2016				
Actual valuation - January 1, 2014				
	\$	130,338,448	x .05 = \$	6,516,922

Part VII	CASH AND INVESTMENT ASSETS AS OF JUNE 30, 2016		Amount - Omit cents		
Type of asset	Bond and Interest funds (a)	Bond construction funds (b)	Pension/retirement funds (c)	all other funds (d)	Total (e)
Cash and investments - include cash on hand, CD's, time, checking and savings deposits, Federal securities, Federal agency securities, State and local government securities, and all other securities. Exclude value of real property.	W01 \$	W31 \$		W81 4,857,035	4,857,035

REMARKS	V98
---------	-----